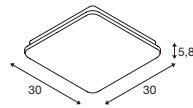
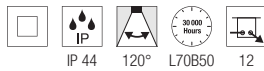
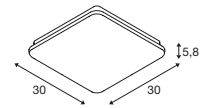


1005087 421

SIMA
CW, quadratisch, Sensor



SIMA
CW, quadratisch, PHASE

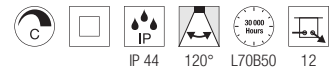


220-240V ~50/60Hz | 320mA
Systemleistung: 24W
Material: Polycarbonat (PC)



Down 2200lm | 3000K

Variante	Art.Nr.	EUR
○ weiß	1005088	176,00



220-240V ~50/60Hz | 320mA
Systemleistung: 24W
Material: Polycarbonat (PC)



Down 2200lm | 3000K

Variante	Art.Nr.	EUR
○ weiß	1005087	152,00

