







ROOMOR SUSPENDED 1.0

16-Feb.-2019

1.0 PAR16

max. 35W | GU10 | 100-240VAC | 50-60Hz
 CE IP20 0,9m

MOUNTING COLOUR

 red texture (with 2.5m cable)	248120R_
 grey texture (with 2.5m cable)	248120G_
 black texture (with 2.5m cable)	248120B_
 red texture (with 6m cable)	248220R_
 grey texture (with 6m cable)	248220G_
 black texture (with 6m cable)	248220B_







OPTIONAL

for PAR16 lamps see our catalogue

1.0 E27

LED QA60 max. 12W | E27 | 220-240VAC | 50-60Hz
 CE IP20 0,9m

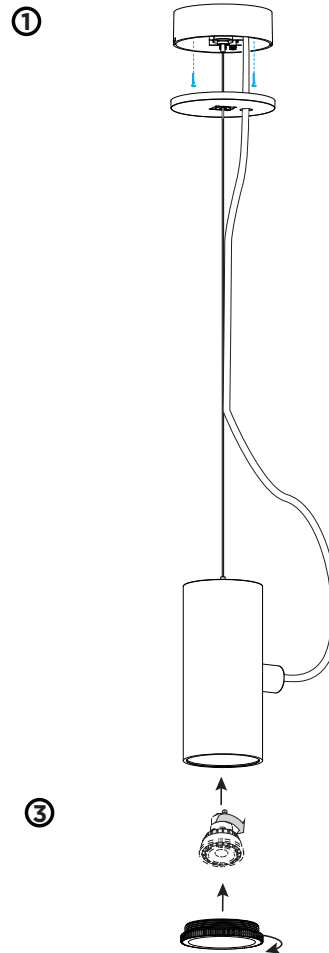
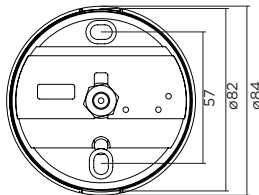
MOUNTING COLOUR

 red texture (with 2.5m cable)	2481E0R_
 grey texture (with 2.5m cable)	2481E0G_
 black texture (with 2.5m cable)	2481E0B_
 red texture (with 6m cable)	2482E0R_
 grey texture (with 6m cable)	2482E0G_
 black texture (with 6m cable)	2482E0B_

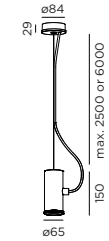
OPTIONAL

for lamps see our catalogue

ceiling base dimensions

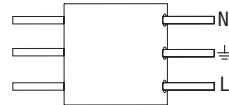


DIMENSIONS



ROOMOR
SUSPENDED 1.0





















MOUNTING INSTRUCTION

- ① Mount the ceiling base on the ceiling
(You have to turn the cover counterclockwise a quarter in order to loosen it from the ceiling base and mounting back on is by turning clockwise.)
- ② **POWER CONNECTION**
 Connect the wires
 connection: STANDARD version
 
- ③ Unscrew the lower ring of the luminaire body, install a bulb (bulb is not included), and then screw the lower ring back.

for optional SHADE, please find the details on page 2

ROOMOR SUSPENDED 1.0

16-Feb.-2019

OPTIONAL		
No shade		00
SHADE 1.0		
	black texture	B1
	red texture + white	R1
	grey texture + white	G1
	black texture + gold	K1
	felt grey (max.15W)	F1
SHADE 2.0		
	black texture	B2
	red texture + white	R2
	grey texture + white	G2
	black texture + gold	K2
	felt grey (max.15W)	F2
SHADE 3.0		
	black texture	B3
	red texture + white	R3
	grey texture + white	G3
	black texture + gold	K3
	felt grey (max.15W)	F3
SHADE 4.0		
	black texture	B4
	red texture + white	R4
	grey texture + white	G4
	black texture + gold	K4
	felt grey (max.15W)	F4

