

MIRRO FLOOR

08-Nov.-2018

2.0

LED G95 max. 15W | E27

CE IP20



BODY COLOUR	
	6311E8GB0
	6311E8NB0

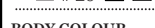
OPTIONAL LAMP: G95 LED E27 6W 500lm 2700K

clear bulb + gold mirror	9003E142
clear bulb + silver mirror	9003E141

3.0

LED G95 max. 15W | E27

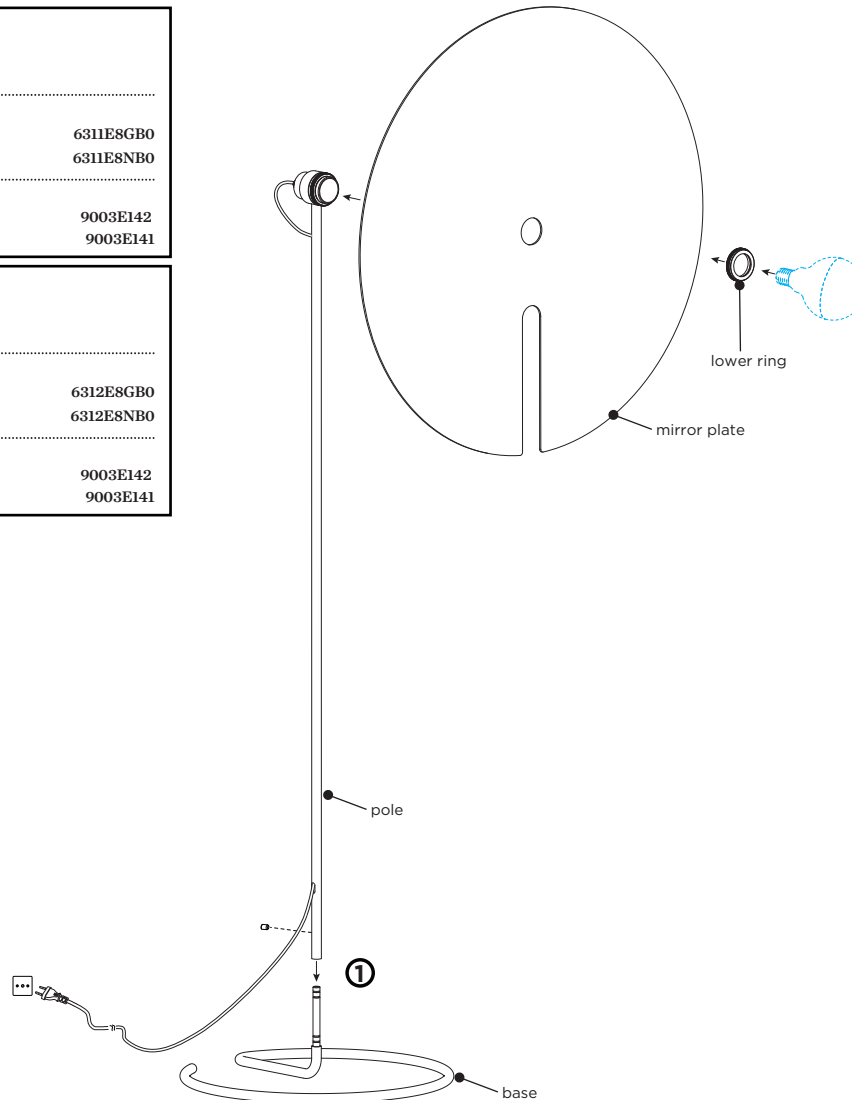
CE IP20



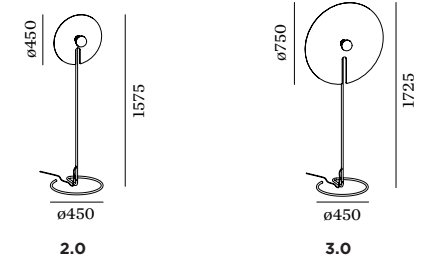
BODY COLOUR	
	6312E8GB0
	6312E8NB0

OPTIONAL LAMP: G95 LED E27 6W 500lm 2700K

clear bulb + gold mirror	9003E142
clear bulb + silver mirror	9003E141



DIMENSIONS



MOUNTING INSTRUCTION

- 1 mount the pole directly on the base. Place the pole on the exact position and fix it with the base using the allen screw.
- 2 Unscrew the lower ring of the luminaire body and put a mirror plate on it; and then screw the lower ring back. (Note: there is a protective foil on the mirror plate, please remove it before mounting)
- 3 Install a bulb (bulb is not included).



WEVER & DUCRÉ
LIGHTING

www.weverducre.com

Wever & Ducré bvba Spinnerijstraat 99/21 8500 Kortrijk

INSTALLATION
INSTRUCTIONS